

**GREENBERG QUINLAN ROSNER** RESEARCH

---

March 30, 2010

# The Economy Status Report: Still Worsening

Citizen Opinion

Center for American Progress



## About the survey

---

**This presentation is based primarily on a national survey conducted by Citizen Opinion in conjunction with the Center for American Progress. The survey was of 1,016 2008 voters (171 landline, 845 cell phone weighted; 881 landline, 135 cell phone unweighted) and conducted March 15-18, 2010. Margin of error: 3.1 percentage points.**

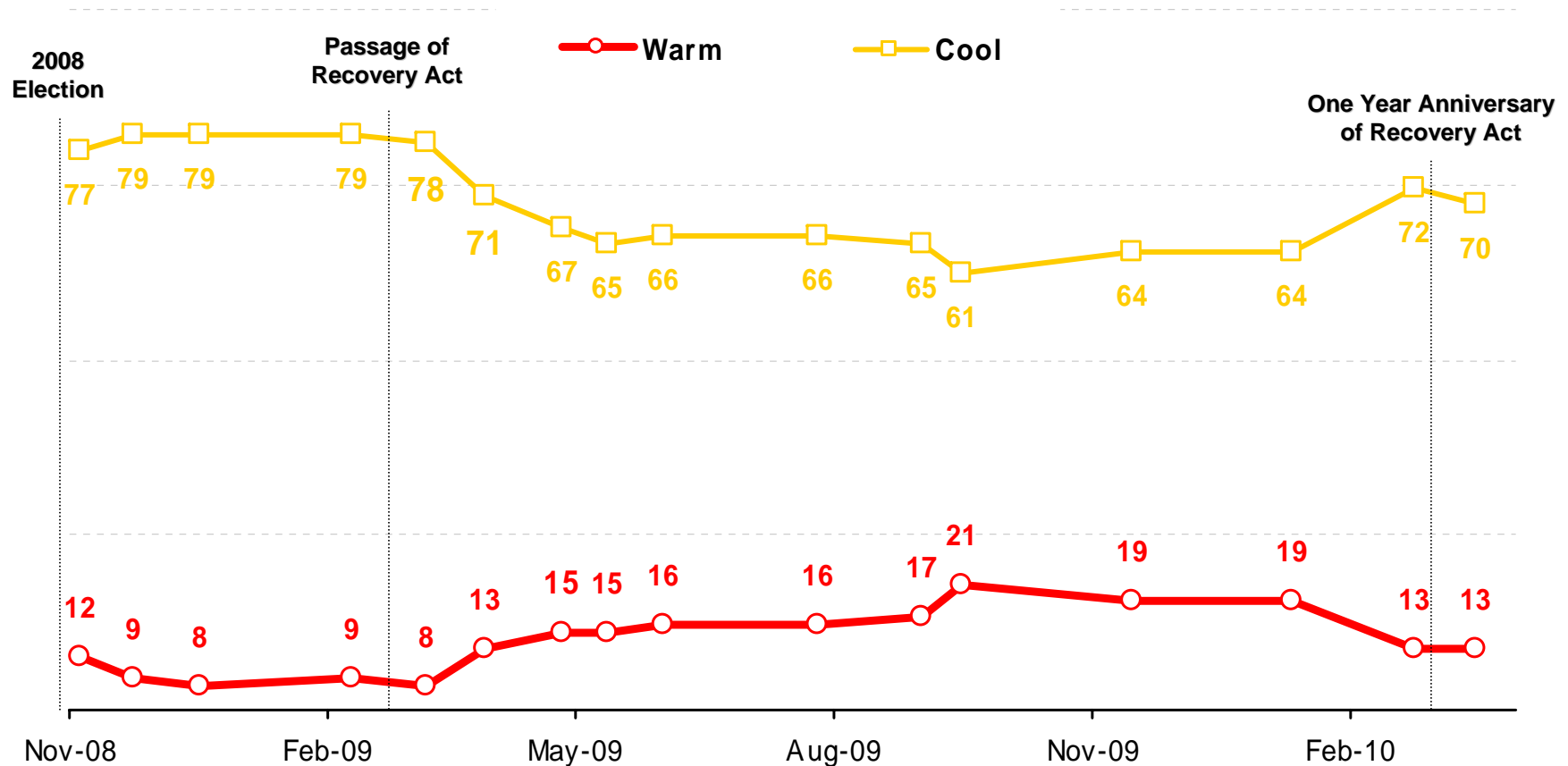
**All data shown reflects results from 850 likely 2010 voters (871 unweighted; margin of error of 3.4 percentage points) unless otherwise noted.**

---

**This presentation also features data from a national survey conducted by Democracy Corps. The survey was of 1,001 2008 voters (847 landline, 154 cell phone weighted; 881 landline, 120 cell phone unweighted) and conducted January 7-11, 2010. Margin of error: 3.1 percentage points.**

# The state of the economy

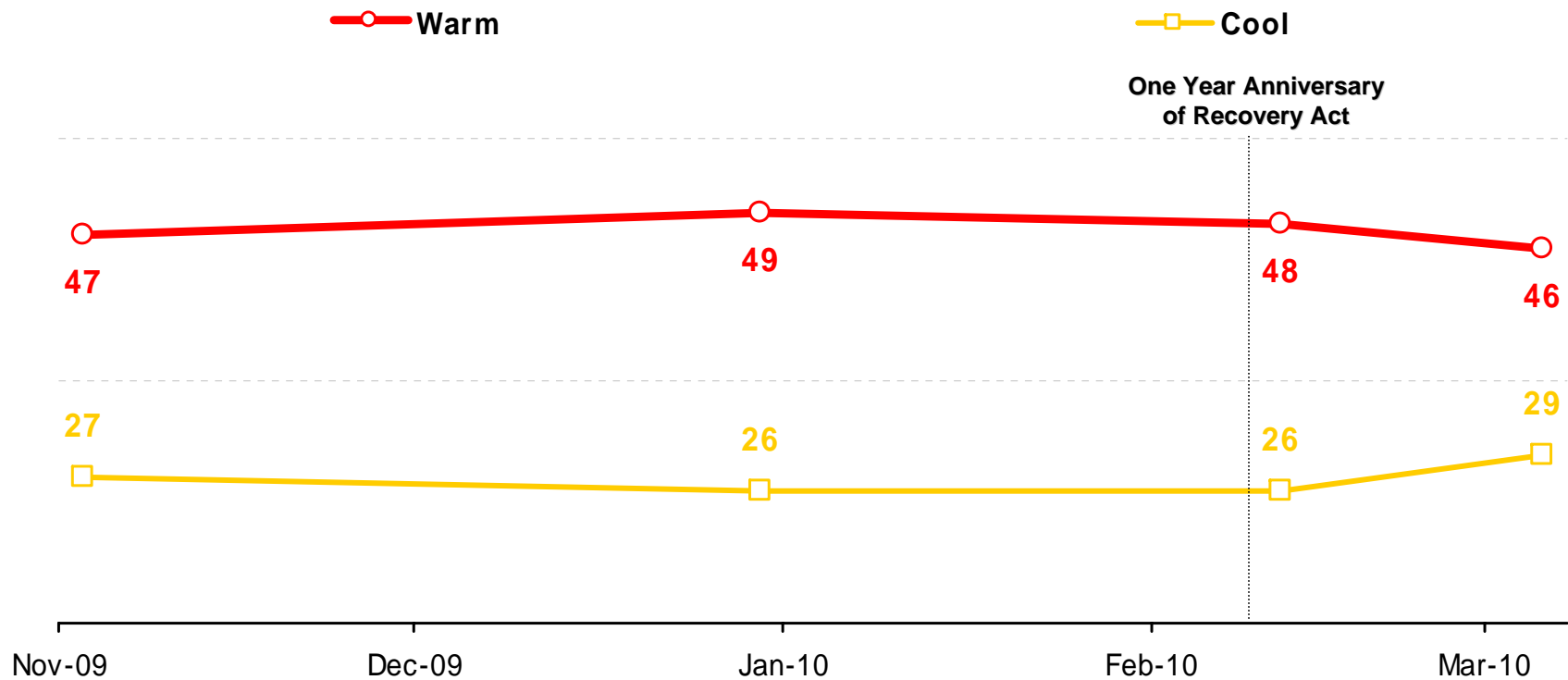
Now, I'd like to rate your feelings toward some people and organizations, with one hundred meaning a VERY WARM, FAVORABLE feeling; zero meaning a VERY COLD, UNFAVORABLE feeling; and fifty meaning not particularly warm or cold. **The state of the economy...**



\*Note: Data from Democracy Corps surveys conducted since the 2008 election. Data reflects full sample of 2008 voters.

## State of your personal finances

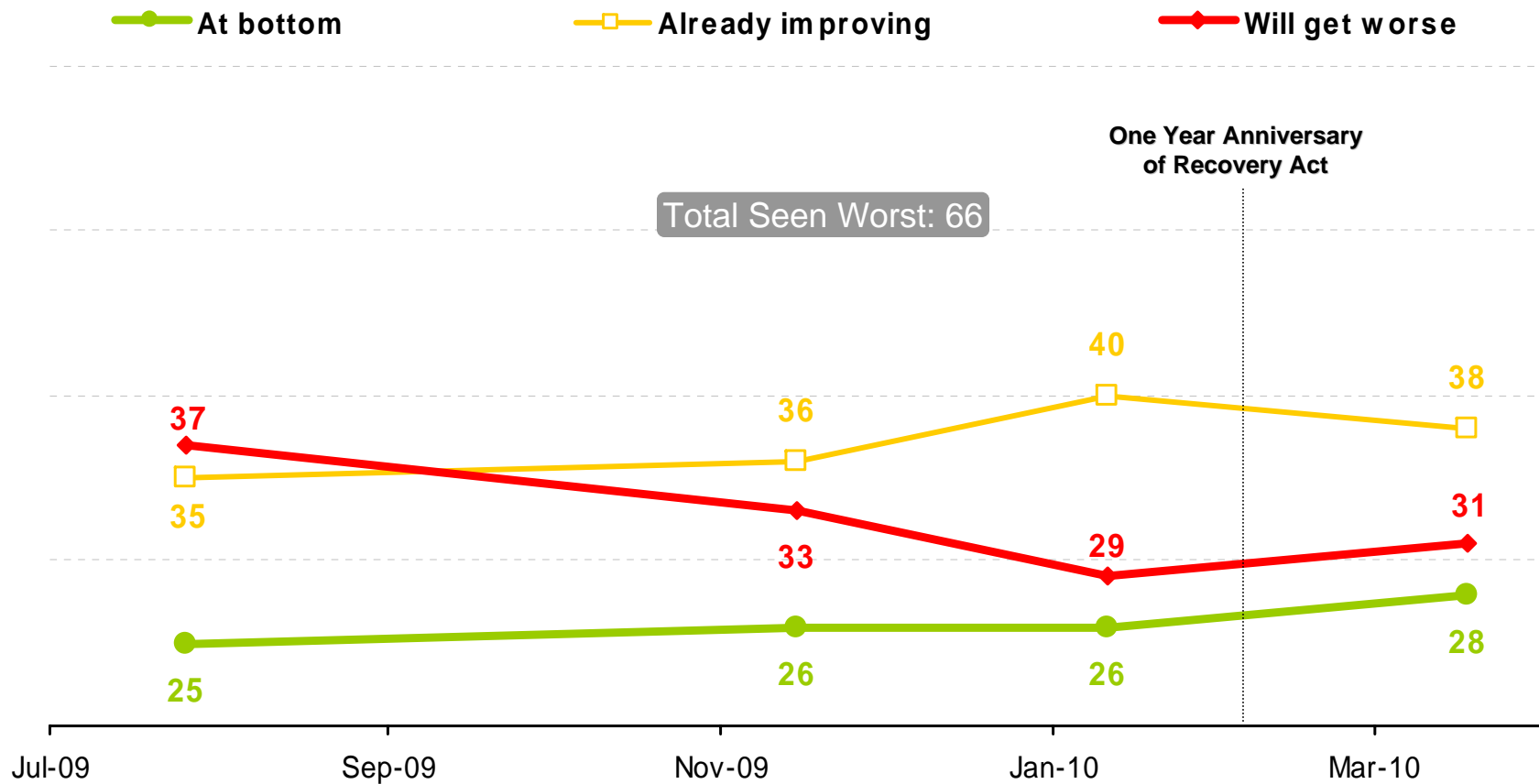
Now, I'd like to rate your feelings toward some people and organizations, with one hundred meaning a VERY WARM, FAVORABLE feeling; zero meaning a VERY COLD, UNFAVORABLE feeling; and fifty meaning not particularly warm or cold. **The state of your personal finances...**



\*Note: Data from Democracy Corps surveys conducted since November 2009. Data reflects full sample of 2008 voters.

## While 2/3rds think bottomed out – no gain in optimism

*Now, thinking about the nation's economy, do you believe the economy has already bottomed out and is starting to improve, is at the bottom but is not yet getting any better or has not yet bottomed out and will still get worse?*



*\*Note: Data from Democracy Corps surveys conducted since July 2009. Data reflects full sample of 2008 voters.*

## Increased pessimism on economy and job prospects

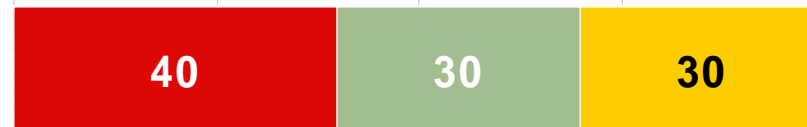
Please rate how likely you think it is that the economy/the employment situation will start to improve this year on a scale from zero to one hundred, where zero means that you think there is no chance that the economy/employment situation will start to improve this year and one hundred means you think that it is absolutely certain that the economy/the employment situation will start to improve this year. Fifty means that you think there is a 50/50 chance that the economy/the employment situation will start to improve this year. You can use any number from zero to one hundred.

■ 0-49: Not Likely   ■ 50   ■ 51-100: Likely


Likelihood the economy will improve this year

Mean: 45.9

March 2010



January 2010



Increase in Not Likely

+7


Likelihood the employment situation will improve this year

Mean: 41.8

March 2010



January 2010



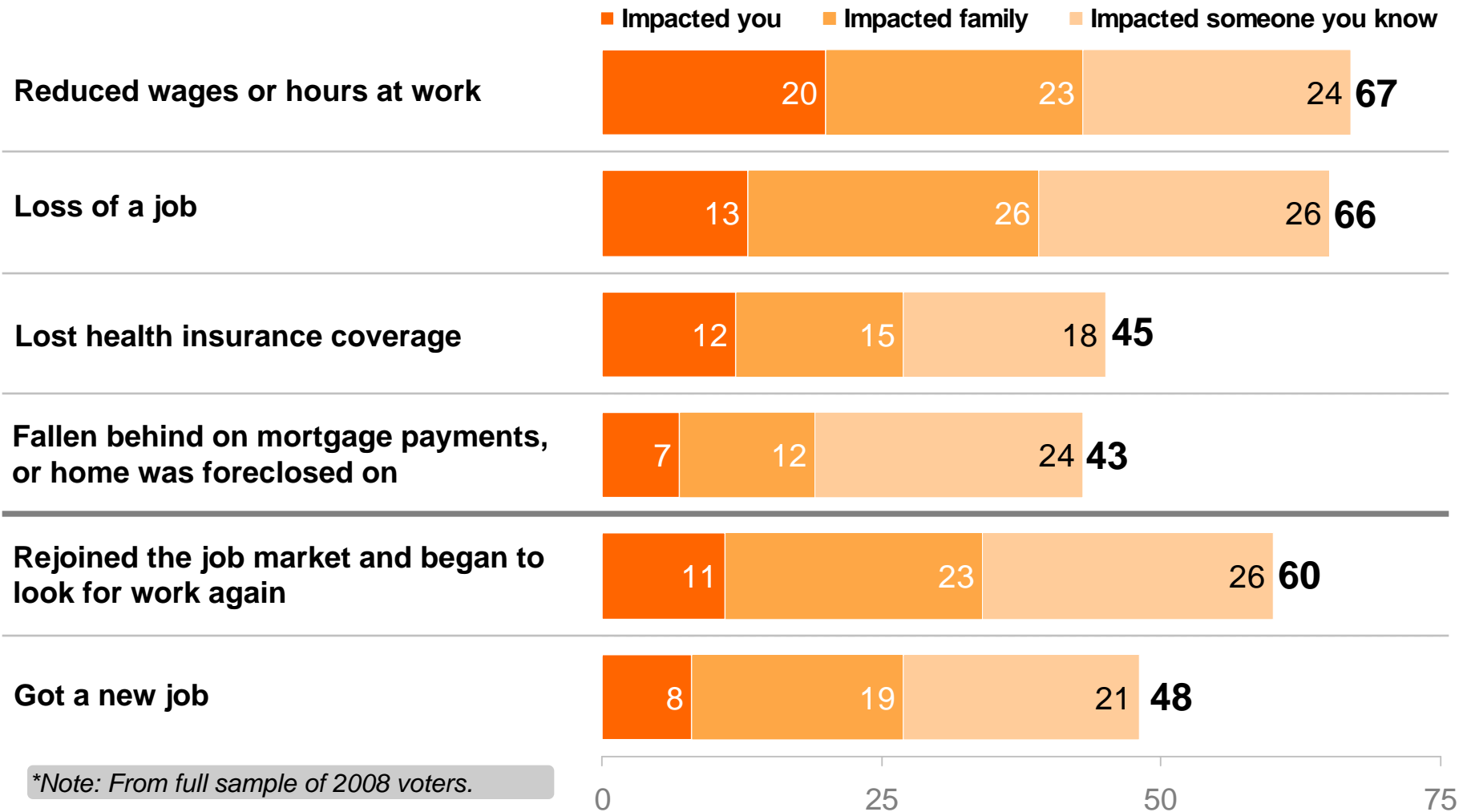
+9

\*Note: Data reflects full sample of 2008 voters.

0 25 50 75 100

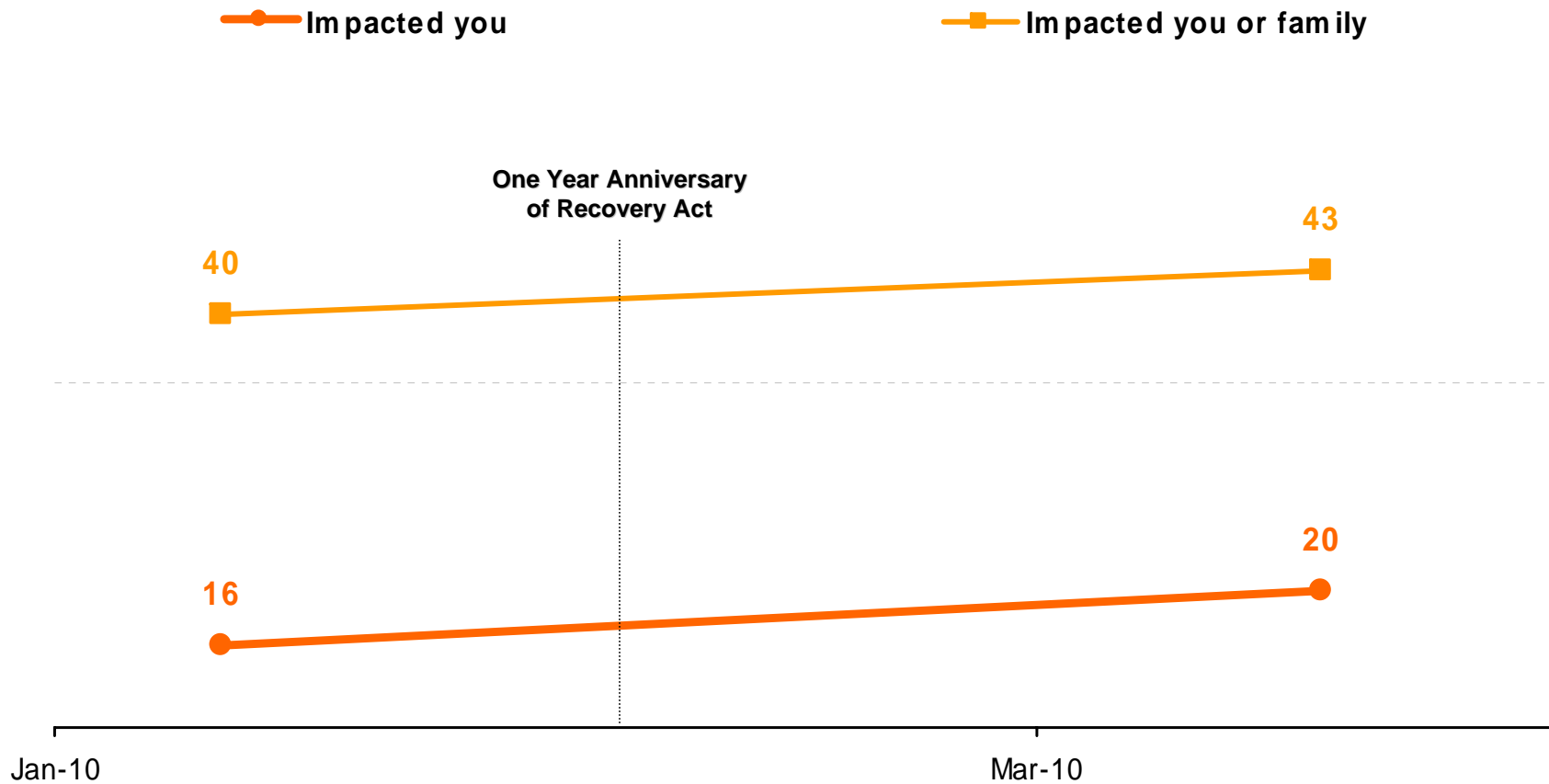
## The real economic indicators

*I'm going to read you a list of economic experiences some people have recently had. For each one, please tell me if you have directly experienced this in the last year, if your family has directly experienced this in the last year, or if someone you know well, like a friend, neighbor or co-worker, has experienced this or if no one you know well has experienced it.*



## Reduction in wages or hours: more impacted

*I'm going to read you a list of economic experiences some people have recently had. For each one, please tell me if you have directly experienced this in the last year, if your family has directly experienced this in the last year, or if someone you know well, like a friend, neighbor or co-worker, has experienced this or if no one you know well has experienced it.*  
**Reduced wages or hours at work...**

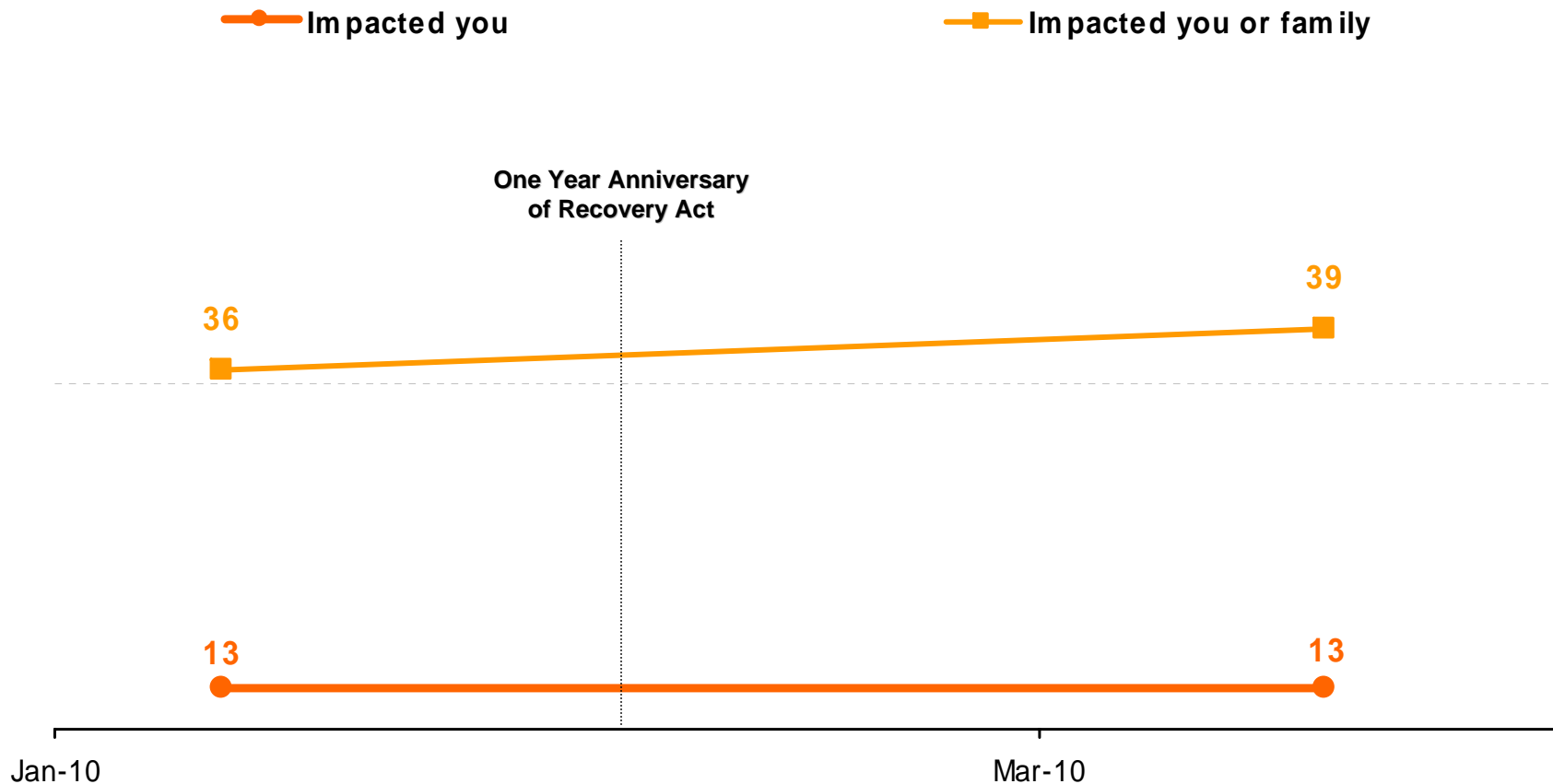


*\*Note: Data from Democracy Corps surveys conducted since January 2010. Data from full sample of 2008 voters.*



## Loss of a job: more impacted

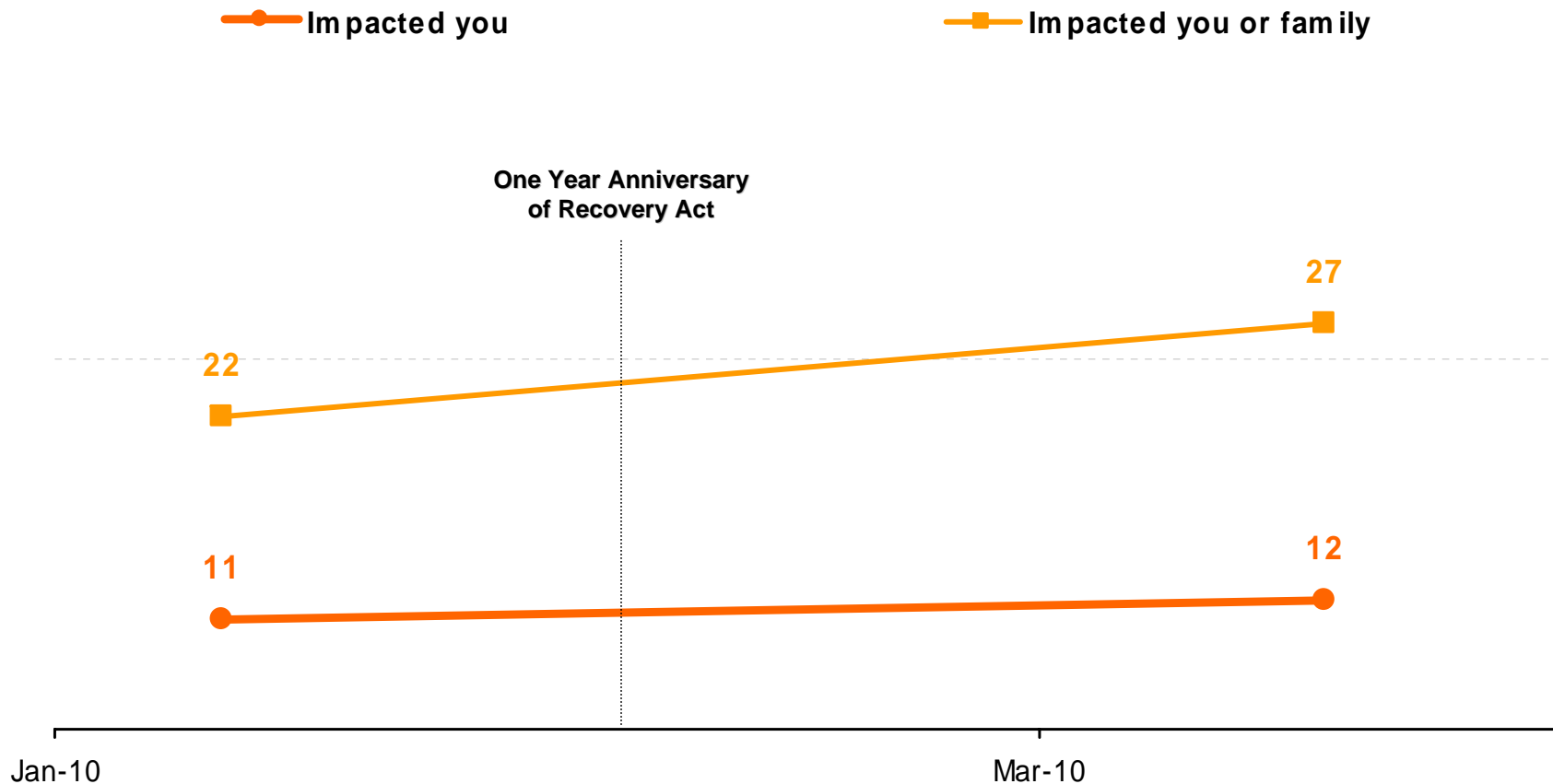
*I'm going to read you a list of economic experiences some people have recently had. For each one, please tell me if you have directly experienced this in the last year, if your family has directly experienced this in the last year, or if someone you know well, like a friend, neighbor or co-worker, has experienced this or if no one you know well has experienced it.*  
**Loss of a job...**



*\*Note: Data from Democracy Corps surveys conducted since January 2010. Data from full sample of 2008 voters.*

## Losing health insurance: big rise

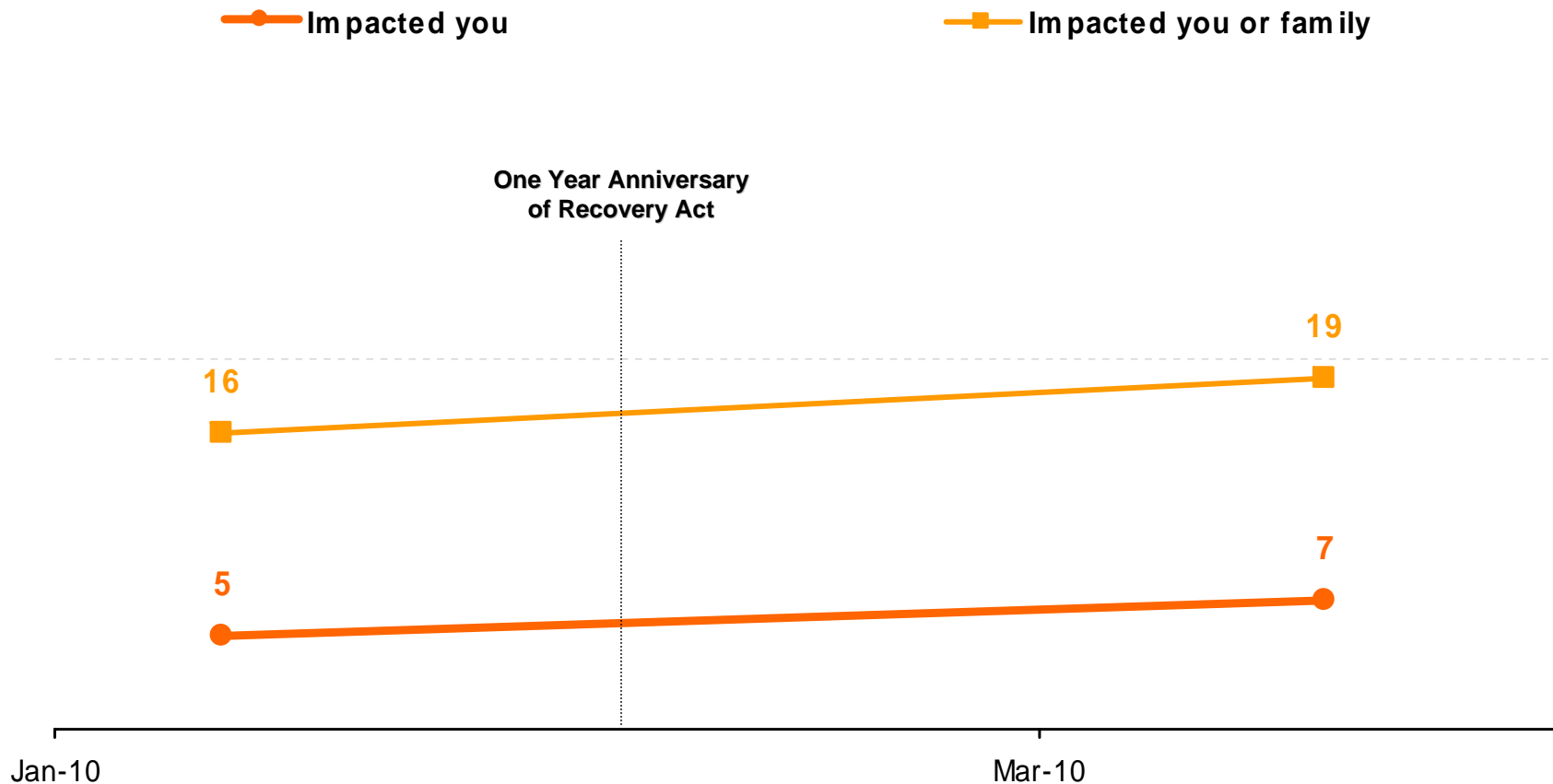
*I'm going to read you a list of economic experiences some people have recently had. For each one, please tell me if you have directly experienced this in the last year, if your family has directly experienced this in the last year, or if someone you know well, like a friend, neighbor or co-worker, has experienced this or if no one you know well has experienced it.*  
**Lost health insurance coverage...**



*\*Note: Data from Democracy Corps surveys conducted since January 2010. Data from full sample of 2008 voters.*

## Falling behind on mortgage: more impacted

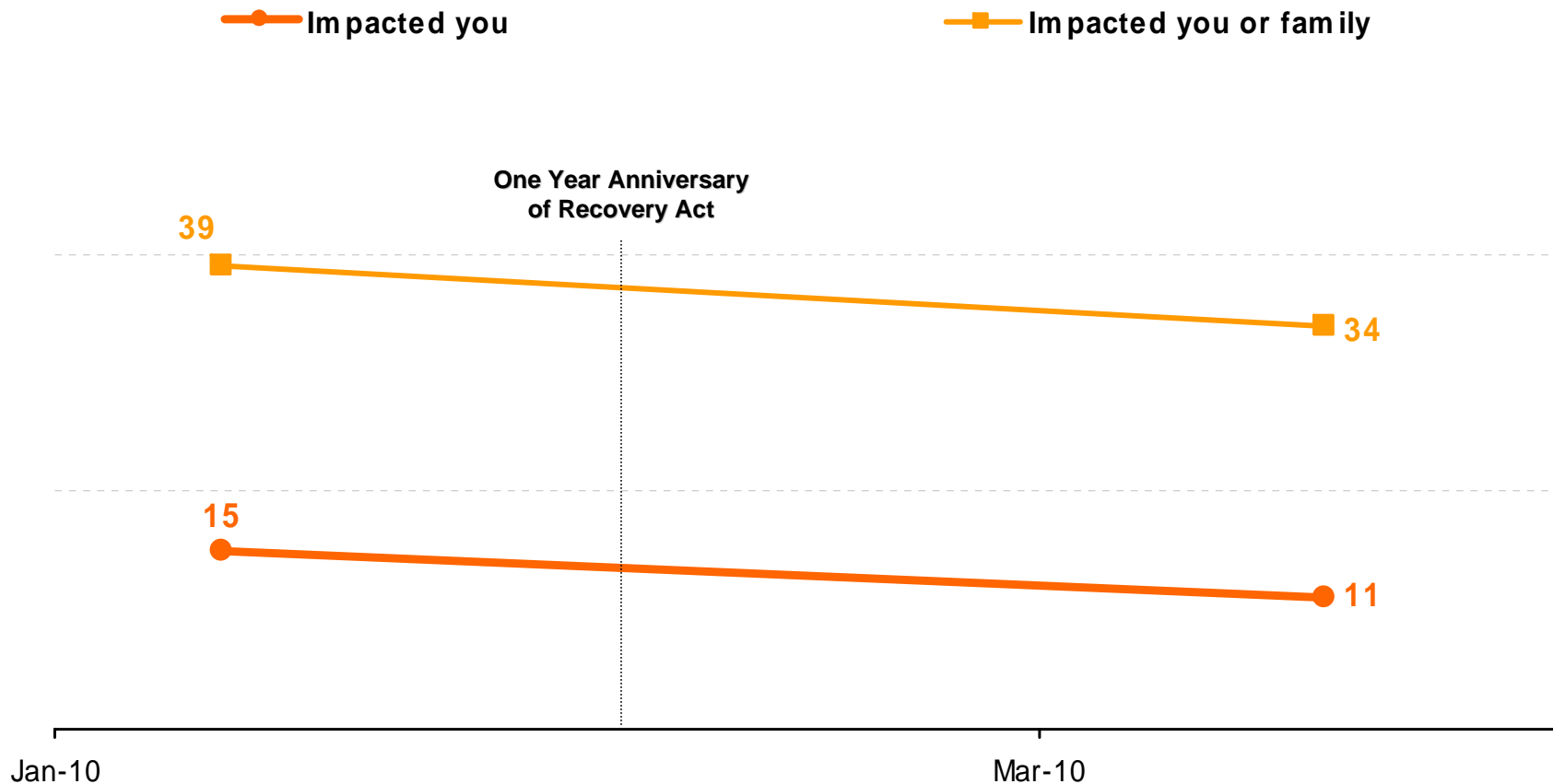
*I'm going to read you a list of economic experiences some people have recently had. For each one, please tell me if you have directly experienced this in the last year, if your family has directly experienced this in the last year, or if someone you know well, like a friend, neighbor or co-worker, has experienced this or if no one you know well has experienced it.*  
**Fallen behind on mortgage payments or home was foreclosed on...**



*\*Note: Data from Democracy Corps surveys conducted since January 2010. Data from full sample of 2008 voters.*

## Re-entering job market: fewer

*I'm going to read you a list of economic experiences some people have recently had. For each one, please tell me if you have directly experienced this in the last year, if your family has directly experienced this in the last year, or if someone you know well, like a friend, neighbor or co-worker, has experienced this or if no one you know well has experienced it.*  
**Rejoined the job market and began to look for work again...**

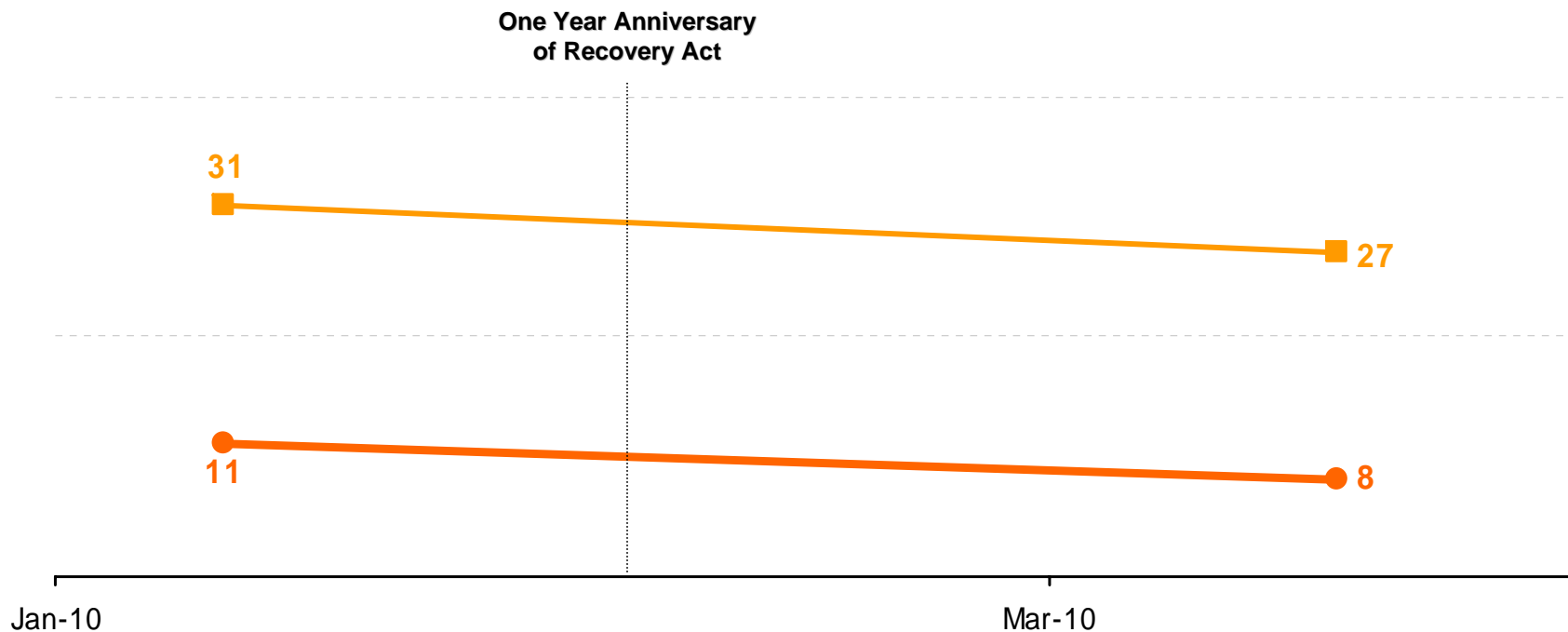


*\*Note: Data from Democracy Corps surveys conducted since January 2010. Data from full sample of 2008 voters.*

## Getting a new job: fewer

*I'm going to read you a list of economic experiences some people have recently had. For each one, please tell me if you have directly experienced this in the last year, if your family has directly experienced this in the last year, or if someone you know well, like a friend, neighbor or co-worker, has experienced this or if no one you know well has experienced it.*  
**Got a new job...**

—●— Impacted you
 —■— Impacted you or family

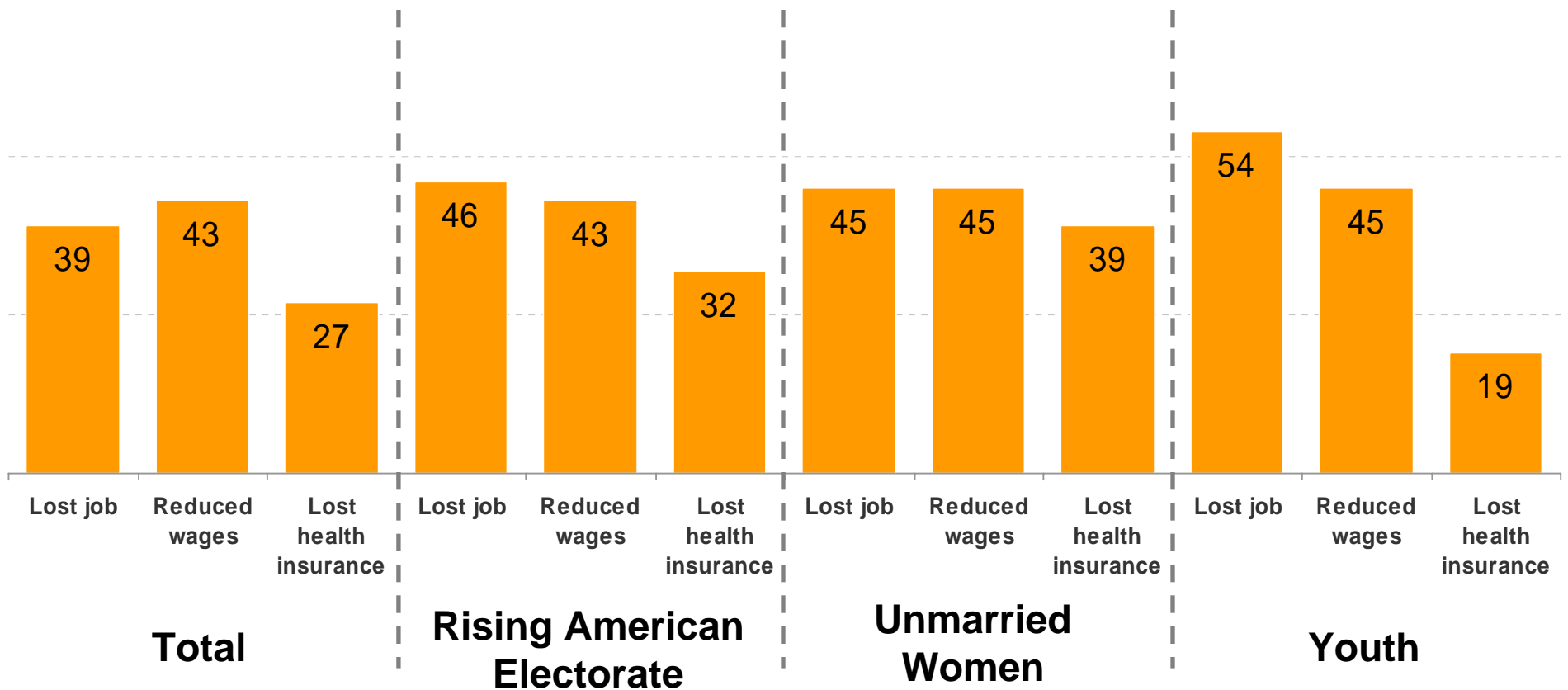


*\*Note: Data from Democracy Corps surveys conducted since January 2010. Data from full sample of 2008 voters.*

## The real economic indicators among key groups

*I'm going to read you a list of economic experiences some people have recently had. For each one, please tell me if you have directly experienced this in the last year, if your family has directly experienced this in the last year, or if someone you know well, like a friend, neighbor or co-worker, has experienced this or if no one you know well has experienced it.*

■ Percent impacting you and your family



**GREENBERG QUINLAN ROSNER RESEARCH**

Citizen Opinion

Center for American Progress



[www.greenbergresearch.com](http://www.greenbergresearch.com)

**Washington, DC**

10 G Street NE,  
Suite 500  
Washington, DC 20002

Ph: +1 202 478 8300  
Fax: +1 202 478 8301

**London, UK**

405 Carrington House,  
6 Hertford Street  
London, UK W1J 7SU

Ph: +44 (0) 207 499 5204  
Fax: +44 (0) 207 499 5284